
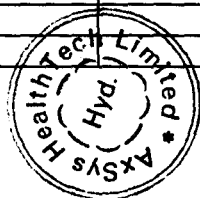


AxSys HealthTech Limited
Regd. Office :5-9-34/2, Basheer Bagh, Hyderabad -500 063
UNAUDITED FINANCIAL RESULTS FOR THE QUARTER ENDED SEPTEMBER 30, 2011
(Rs. In lacs)

	Particulars	Quarter Ended		Half Year Ended		Year Ended
		Sep. 30, 2011	Sep. 30, 2010	Sep. 30, 2011	Sep. 30, 2010	Mar, 31 2011
		Unaudited	Unaudited	Unaudited	Unaudited	Audited
	Revenue					
1	Net Sales/ Income from Operations	136.46	247.66	435.16	402.14	1121.22
2	Other Income	0.35	0.00	1.00	0.13	0.17
3	Total Income (1+2)	136.81	247.66	436.16	402.27	1121.39
	4 Expenditure					
	a) (Increase) / Decrease in stock in trade	-	-	-	-	-
	b) Raw materials and Consumables	-	-	-	-	-
	c) Power and Fuel	-	-	-	-	-
	d) Testing and Inspection expenses	-	-	-	-	-
	e) Excise Duty	-	-	-	-	-
	f) Employees Cost	184.19	161.69	385.31	304.65	651.50
	g) Depreciation	10.88	8.04	20.99	17.34	50.55
	h) Other expenditure	58.88	73.63	104.19	124.36	373.66
	Total	253.95	243.36	510.49	446.35	1075.71
5	Interest	0.15	0.00	0.44	0.04	0.16
	Profit / (Loss) from ordinary activities before tax (3) - (4+5)	(117.29)	4.30	(74.77)	(44.12)	45.52
7	Tax expense					
	- Current Tax	-	-	-	-	-
	- Deferred Tax	-	-	-	-	-
	- Fringe Benefit Tax	-	-	-	-	-
8	Net Profit / (Loss) from ordinary Activities after tax (6-7)	(117.29)	4.30	(74.77)	(44.12)	45.52
9	Extraordinary items	-	-	-	-	-
10	Net Profit / (Loss) for the period (8- 9)	(117.29)	4.30	(74.77)	(44.12)	45.52
11	Paid-up equity share capital (Face Value Rs.10)	950.18	908.53	950.18	908.53	0.00
12	Reserves excluding revaluation reserves as per the Balance Sheet of Previous accounting Year	-	-	-	-	-
13	Earning Per Share in Rs.(before extraordinary item)					
	- Basic	-	-	-	-	-
	- Diluted	-	-	-	-	-





	Earning Per Share in Rs.(after extraordinary item)	-	-	-	-	-
	- Basic					
	- Diluted	-	-	-	-	-
14	Public Shareholding	-	-	-	-	-
	No. of Shares	6193745	5777225	6193745	5777225	6193745
	Percentage of Shareholding	65.18	63.59	65.18	63.59	65.18
15	Promoters and Promoter Group Share holding					
	a) Pledged / Encumbered	-	-	-	-	-
	- No. of Shares					
	- Percentage of Shares (as a % of the total Shareholding of promoter and promoter group)	-	-	-	-	-
	-Percentage of shares (as a %of the total Share capital of the Company)					
		-	-	-	-	-
	b) Non Encumbered	-	-	-	-	-
	- No. of Shares	3308100	3308100	3308100	3308100	3308100
	- Percentage of Shares (as a % of the total Shareholding of promoter and promoter group)	34.82	36.41	34.82	36.41	34.82
	-Percentage of Shares (as a % of the total Share capital of the Company)	34.82	36.41	34.82	36.41	34.82

Notes:

1. The above unaudited financial results were reviewed by the Audit Committee and taken on record and approved by the Board at their meeting held on 09th November, 2011
2. The Statutory auditors have carried out a "Limited Review" of the above financial results.
3. Previous period/year have been regrouped to conform to the current period's classification.
4. There were no investor complaints pending at the beginning of the quarter and no complaints received during the quarter.
5. The Company operates in only one segment.

Place: Hyderabad
Date: 09.11.2011

By order of the Board

Dr. S. Pradeep Ramayya
Chairman & Managing Director




AxSys HealthTech Limited

Statement of Assets and Liabilities as at 30.09.2011

	As at September 30,2011	As at September 30,2010
	(Un Audited)	(Un Audited)
	Rs. in lacs	Rs. in lacs
<u>SOURCES OF FUNDS</u>		
SHAREHOLDERS FUNDS:		
Share Capital	950.18	908.53
Reserves and Surplus	2,216.10	2,216.10
	3,166.28	3,124.63
LOAN FUNDS:		
Secured Loans	-	-
Unsecured Loans	-	-
	-	-
DEFERRED TAX LIABILITY		
	-	-
Total	3,166.28	3,124.63
<u>APPLICATION OF FUNDS</u>		
FIXED ASSETS:		
Gross Block	2,141.13	2,093.01
Less: Depreciation	1,967.47	1,913.27
Net Block	173.66	179.74
INVESTMENTS		
	639.65	639.65
CURRENT ASSETS, LOANS & ADVANCES:		
Sundry Debtors	-	-
Cash and Bank Balances	50.32	15.20
Loans and Advances	129.20	129.68
	179.53	144.87
CURRENT LIABILITIES & PROVISIONS:		
Current liabilities	957.55	981.94
Provisions	41.54	41.11
	999.09	1,023.05
Net Current Assets	(819.56)	(878.17)
MISCELLANEOUS EXPENDITURE		
	-	-
Profit & Loss A/c	3,172.54	3,183.41
Total	3,166.28	3,124.63

Place: Hyderabad
Date: 07/11/2011

By order of the Board
For

Managing Director

